


Niiza City

Daily Life Guide



English

英語版



Greetings from the Mayor



Masaru Namiki

Niiza City Mayor

Niiza borders Tokyo, making it a convenient place with good access by train and car. The city has many historic places—such as the Nobitome Yosui (irrigation canal) and Heirinji Temple—and is also blessed with abundant nature.

Niiza currently has about 5,000 foreign residents. As mayor, my aim is to create a Niiza full of smiles and vitality, where all residents—regardless of age, gender, nationality or disability—feel proud and happy to live here at various points in their lives. To this end, I am working to create a prosperous city where the daily lives of all residents will be enhanced for the rest of time.

We created this guide to help Niiza residents live here with peace of mind, and have provided information on culture, daily life, and the services that city office provides in an easy-to-understand manner.

I hope this guide will be well received and that many people use it.

Table of Contents

Greetings from the Mayor	
Profile of Niiza	2
In Case of Emergency	3
Illnesses and Injuries.....	6
If You Need Advice	8
Procedures at the City Office.....	9
Childrearing	15
Daily Life	19
Garbage and Recycling.....	22
Health	25
Facility Information.....	26
Obtaining Information	29
Events in the City	30
Strolling Spots in the City.....	32
Nii Bus Route Map.....	33
Main Bus Routes	34

Profile of Niiza

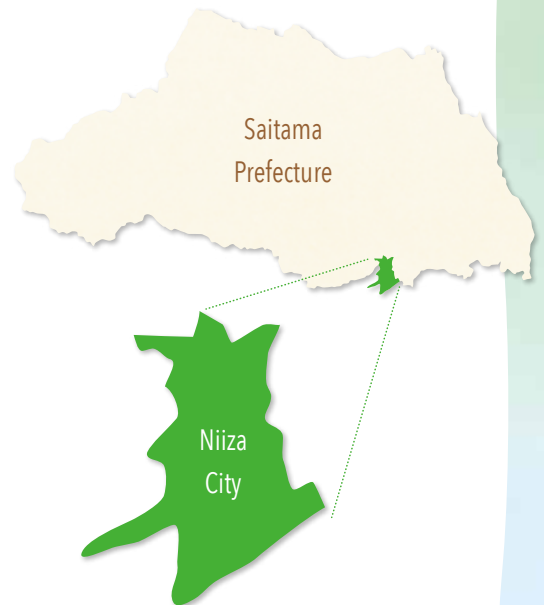
Niiza became a city in November 1970.

We are working to create a comfortable city where people want to continue to live.

► Location and Area

Niiza is located at the southernmost tip of Saitama Prefecture.

The city's total area is 22.78 square kilometers.



► Population

Japanese: 161,342

Non-Japanese: 5,070

Total: 166,412

► Number of Households

Japanese: 77,539

Non-Japanese: 2,938*

Total: 80,477

*Does not include households with a mixture of Japanese and foreign nationals.

(As of January 1, 2025)



Niiza City Mascot: Zoukirin

Zoukirin is a mysterious animal that looks like an elephant but has a giraffe's coat pattern.

He is gentle and kind-hearted.



City emblem



City tree: Japanese maple

Niiza has many Japanese maple trees, which are also popular as garden trees.



City flower: Magnolia kobus

Magnolia kobus, a type of magnolia tree, can be found in many places in Niiza, such as along the Kurome River and the Nobitome Yosui, as well as in residential gardens and forests.

In Case of Emergency

Emergency telephone numbers

110

Dial 110 to call the police about crimes and accidents.

► When you dial 110

You	Dial 110
Operator	"This is 110. Is this an accident or crime?" "110 ban desu. Jiken desu ka? Jiko desu ka?"
You	Say "There was a crime" or "There was an accident" "Jiken desu." or "Jiko desu."
Operator	"Does the other person have a weapon?" (for crimes) "Aite wa kyoki wo motte imasu ka?" "Is anyone injured?" (for accidents) "Keganin wa imasu ka?"
You	"Yes" or "No" "〇〇 desu."
Operator	"What is your location?" "Jusho wa dochira desu ka?"
You	"In front of the 〇〇 building at 〇 - 〇 - 〇〇〇 (read out the address sign), Niiza" "Niiza shi 〇 - 〇 - 〇〇〇 no 〇〇 biru no mae desu."
Operator	"What is your name and phone number?" "Shimei to denwa bango wo oshirase kudasai."
You	"My name is 〇〇, and my phone number is 〇〇〇〇 - 〇〇〇〇" "Shimei wa 〇〇 desu. Denwa bango wa 〇〇〇〇 - 〇〇〇〇 desu."

119

Dial 119 to call an ambulance or fire truck in case of illness or fire.

► When you dial 119

You	Dial 119
Operator	"This is 119. Is this a fire or medical emergency?" "119 ban desu. Kaji desu ka? Kyukyu desu ka?"
You	Say "There is (was) a fire" or "There was a traffic accident (medical emergency)" "Kaji desu." or "Kotsu jiko (kyubyo) desu."
Operator	"What is your location?" "Jusho wa dochira desu ka?"
You	"In front of the 〇〇 building at 〇 - 〇 - 〇〇〇, Niiza" "Niiza shi 〇 - 〇 - 〇〇〇 no 〇〇 biru no mae desu."
Operator	"What is the current situation?" (for medical emergencies) "Dono yona jokyō desu ka?"
You	Reply to the question. "〇〇 desu."
Operator	"What is your name and phone number?" "Shimei to denwa bango wo oshirase kudasai."
You	"My name is 〇〇, and my phone number is 〇〇〇〇 - 〇〇〇〇" "Shimei wa 〇〇 desu. Denwa bango wa 〇〇〇〇 - 〇〇〇〇 desu."

Preparing for Disasters

Japan experiences many earthquakes.

You should prepare in advance so that you do not panic when a disaster strikes.



▶ If you feel a tremor...

If you are at home

- Duck under a table or desk to protect yourself from falling objects.
- Do not try to put out fires.
- Do not panic and rush out of your home.

If you are somewhere else

- Stay away from telephone poles, billboards and the like, and protect your head with your bag or other item.
- If you are on the train or in a facility, follow the instructions of the staff.
- If you are driving, park your car on the left side of the road, leave the car key in your car, and evacuate on foot.

Prepare for Typhoons and Heavy Rain

Japan is hot and humid in the summer, with a lot of rain. Particularly between August and October, the risk of flooding due to typhoons is high. Be sure to check the latest weather and evacuation information regularly. For information about evacuation shelters, please see page 5.



Where to Evacuate to If a Disaster Occurs

If an earthquake or other disaster occurs, public facilities such as elementary schools, junior high schools and public halls will become evacuation sites.

Be sure that you know where the nearest evacuation site is from your house.

For more information,
please scan this code:



Inquiries: Crisis Management Office



► Evacuation Site Map

List of evacuation sites

No.	Facility Name	Address	Tel.
1	Dai-yon Elementary School	3-6-1 Baba	048-478-3192
2	Hatanaka Public Hall	1-15-58 Hatanaka	048-478-5411
3	Sakae Elementary School	1-1-1 Niizuka	048-478-3168
4	Ikeda Elementary School	4-8-49 Ikeda	048-479-4051
5	Katayama Elementary School	1-8-31 Katayama	048-477-0312
6	Dai-san Jr. High School	1-1-1 Ikeda	048-479-4052
7	Central Public Hall	2-14-12 Dojo	048-479-2321
8	Dai-roku Jr. High School	3-11-1 Horinouchi	048-478-2764
9	Niiza Sogo-gijutsu Technical High School	1-3-1 Niizuka	048-478-2111
10	Prefectural Niiza High School	1-1-2 Ikeda	048-479-5110
11	Hachikoku Elementary School	2-8-45 Nodera	048-477-6701
12	Nodera Elementary School	5-1-24 Nodera	042-473-9453
13	Ishigami Elementary School	1-10-20 Ishigami	048-477-2152
14	Kurihara Elementary School	1-5-1 Kurihara	042-473-7070
15	Kurihara Public Hall	3-8-34 Kurihara	042-423-6801
16	Kurihara Fureai-no-ie	5-2-15 Kurihara	042-424-4034
17	Dai-go Jr. High School	4-8-1 Nodera	048-478-2010
18	Nishibori Elementary School	2-18-3 Nishibori	042-491-6671
19	Shinbori Elementary School	1-16-5 Shinbori	042-493-7551
20	Nishibori/Shinbori Community Center	1-5-9 Shinbori	042-492-4655
21	Citizens' General Gymnasium	2-1-20 Honda	048-478-8011

No.	Facility Name	Address	Tel.
22	Nobidome Elementary School	4-9-1 Nobitome	048-477-1211
23	Jinya Elementary School	1-18-20 Nobitome	048-479-7231
24	Citizens' Hall	1-1-2 Nobitome	048-481-1111
25	Niiza Jr. High School	2-4-1 Nobitome	048-478-3668
26	Jumonji University	2-1-28 Sugawara	048-477-0555
27	Niiza Elementary School	3-4-1 Niiza	048-478-2760
28	Shinkai Elementary School	1-22-10 Owada	048-477-6370
29	Owada Public Hall	1-26-16 Owada	048-479-0517
30	Owada Elementary School	1-1-30 Owada	048-477-2021
31	Dai-yon Jr. High School	4-17-1 Owada	048-477-6053
32	Seibudai High School	2-9-1 Nakano	048-481-1701
33	Niiza Yanase High School	4-12-1 Owada	048-478-5151
34	Atomi University	1-9-6 Nakano	048-478-3333
35	Tohoku Elementary School	3-1-1 Kitano	048-471-2022
36	Rikkyo Niiza Junior & Senior High School	1-2-25 Kitano	048-471-2323
37	Rikkyo University Niiza Campus	1-2-26 Kitano	048-471-6676
38	Tohoku Community Center	2-28-5 Tohoku	048-474-2577
39	Furusato Niiza Center (Nobitome Public Hall)	6-1-48 Nobitome	048-478-4523
40	Higashino Elementary School	6-22-12 Nobitome	048-479-7280
41	Dai-ni Jr. High School	7-17-10 Nobitome	048-477-1212

Illnesses and Injuries

If You Become Ill on a Holiday or at Night

There are hospitals where you can receive treatment on holidays and at night.

For more information about treatment hours and locations, please visit the Asaka-chiku Medical Association website.

For more information,
please scan this code:



Medical Institution Information

▶ Medical Information Net (Navii)

You can search the Medical Information Net (Navii), operated by the Ministry of Health, Labour and Welfare, for hospitals, clinics and pharmacies in Niiza and the rest of Japan.

For more information,
please scan this code:



▶ Saitama Prefecture Emergency Medical Information System

If you are unsure about whether you should visit a medical institution for sudden illness or injury, you can consult with a medical specialist over the phone.

For more information,
please scan this code:

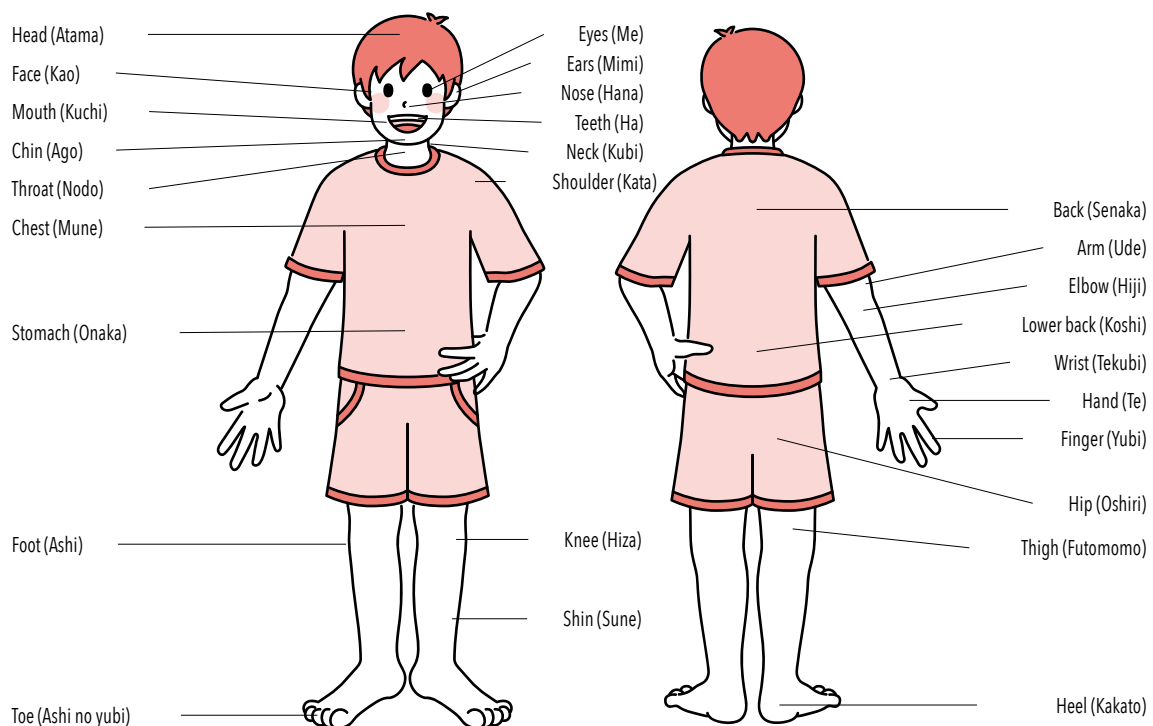


How to Describe Symptoms

Use these phrases to explain your symptoms when you are ill or injured.

• I have a headache.	(Zutsu ga suru)
• I feel dizzy.	(Memai ga suru)
• I don't have an appetite.	(Shokuyoku ga nai)
• I feel sluggish.	(Karada ga darui)
• I feel sick.	(Kimochi ga warui)
• I feel nauseous.	(Hakike ga suru)
• I have a stomachache.	(Onaka ga itai)
• I have diarrhea.	(Geri wo shiteiru)
• I have a cough.	(Seki ga deru)
• My throat hurts.	(Nodo ga itai)
• I have ringing in my ears.	(Mimi-nari ga suru)

Names of Body Parts



If You Need Advice

Consultations in Foreign Languages

▶ Saitama Information & Support

This service provides multilingual consultations and information for foreign residents of Saitama Prefecture.

You can also receive advice from experts on labor, immigration and residency procedures, as well as laws and welfare, in thirteen languages.

Consultation hours: Monday to Friday, 9 a.m. to 4 p.m. (excluding national holidays and the year-end/New Year's holidays)

For more information,
please scan this code:



▶ Foreign Residents Support Center (FRESC)

There are eight consultation windows on one floor where you can receive advice about visas, support for companies that employ foreign nationals, employment for international students, etc.

Consultation hours: Monday to Friday, 9 a.m. to 5 p.m. (excluding national holidays and the year-end/New Year's holidays)

For more information,
please scan this code:



Consultations in Japanese

The city office has various service windows for everyday life, children, employment, tax payments, etc.

If you have any issues in daily life, feel free to come in for a consultation.

For more information,
please scan this code:



Procedures at the City Office

Visiting the City Office

- Main Government Building, Second Government Building

Address: 1-1-1 Nobitome, Niiza City 352-8623

Tel: 048-477-1111 (main switchboard)

Hours: Monday to Friday, 8:30 a.m. to 5:15 p.m. (excluding national holidays and the year-end/New Year's holidays)

For more information,
please scan this code:



- Branch Offices

Some services of the Citizen's Affairs Section and Resident & Property Tax Section—such as the issuance of seal registration certificates and copies of resident certificates, and municipal tax payment procedures—can also be handled at branch offices.

Facility name	Address	Phone number
Tohoku Branch Office	2-28-5 Tohoku	048-474-6161
Sakae Branch Office	1-4-2 Niizuka	048-481-1801
Kurihara Branch Office	3-8-34 Kurihara	042-423-6803
Nishibori-Shinbori Branch Office	1-5-9 Shinbori	042-492-2441

For more information,
please scan this code:



Resident Registration

- Resident Certificates

The resident certificate is a document that records and certifies information such as your address and family structure.

You will need it when handling various procedures such as moving and enrolling in/withdrawing from National Health Insurance.

For more information,
please scan this code:



- Copies of Resident Certificates

Your resident certificate records and certifies your address, household composition, head of household, etc.

If you need a copy of it, bring your personal identification (residence card, special permanent resident certificate, etc.) and complete the necessary procedures at the city office or a branch office.

There is a handling fee of 200 yen per copy.

Inquiries: Resident Record and Passport Subsection, Citizen's Affairs Section



Residence Cards and Special Permanent Resident Certificates

▶ Residence Card

This is an ID card for foreign nationals who will be staying in Japan for over three months. If the information listed on your card changes, complete procedures at your nearest regional Immigration Services Bureau.



▶ Special Permanent Resident Certificate

This card certifies that you are a special permanent resident.

Complete procedures at the Citizen's Affairs Section in the following cases:

- When renewing your visa
- When your name, date of birth, gender, or nationality/region changes
- When you lose or damage your certificate
- When you want to exchange (renew) your special permanent residence certificate

Individual Number (My Number)

▶ Individual Number Notification Card


When you register as a new resident of Japan—such as when you move to Japan from overseas, or when you have a baby in Japan—you will receive an individual number notification card that lists the individual number (My Number) for you/your baby via postal mail.

▶ Individual Number Card ("My Number" Card)

This card is a form of official personal identification that can also be used for online applications and to obtain copies of certificates.

The front of the card displays your photo and lists your address, name, date of birth and gender.

The back of the card shows your My Number.



▶ Applying for a My Number Card

You can apply for this card using one of four methods below:

- By postal mail
- Online via your smartphone, PC, etc.
- ID photo kiosks in the city
- My Number card applying support booth (Citizen's Affairs Section, Niiza City Office)

For more information,
please scan this code:



Inquiries: Resident Record and Passport Subsection, Citizen's Affairs Section

Notifications for Moving In, Moving Out, or Changing Addresses

► Moving-In Notification

You will need to complete procedures, including this notification, when you move to Niiza from another municipality or overseas.

Be sure to complete these procedures within fourteen days of moving in.

For more information,
please scan this code:



► Moving-Out Notification

You will need to complete procedures of moving out when moving out of Niiza or when leaving Japan for one year or longer.

You can complete procedures from thirty days in advance of your move.

For more information,
please scan this code:



► Address Change Notification

If you move within Niiza, please complete address change procedures within fourteen days after you move.

For more information,
please scan this code:



Inquiries: Resident Record and Passport Subsection, Citizen's Affairs Section

Family Register Notifications

► Birth Notification

You must submit a birth notification within fourteen days of the birth of your child.

For more information,
please scan this code:



► Death Notification

You must submit a death notification within seven days of learning of the death of your family member.

For more information,
please scan this code:



► Marriage Notification

You must submit a marriage notification if you are getting married. You will be legally married from the day you submit the notification.

For more information,
please scan this code:



► Divorce Notification

You must submit a divorce notification if you are getting a divorce. You will be legally divorced from the day you submit the notification.

However, in case of judicial divorces, please submit the notification within ten days of the date of the conclusion of the mediation, the finalization of the judgment, or the finalization of the verdict.

For more information,
please scan this code:



Inquiries: Family Register Subsection, Citizen's Affairs Section

Personal Seal Registration

▶ Personal Seals

In Japan, personal seals are generally used instead of signatures when concluding a contract or the like.

▶ Personal Seal Registration

The personal seal you register is also called a jitsu-in (registered seal). Bring the seal you wish to register along with your residence card or special permanent resident certificate to the city office.

For more information,
please scan this code:



▶ Personal Seal Registration Certificates

This document certifies that your personal seal is officially registered. You will need it when you rent an apartment or buy a car.

For more information,
please scan this code:



Inquiries: Resident Record and Passport Subsection, Citizen's Affairs Section

National Pension

▶ What is the National Pension?

This is a system run by the national government to support the lives of senior citizens, people with disabilities, and the families of individuals who have passed away.

▶ National Pension Members

All residents of Japan between the ages of 20 and 59.

▶ How to Enroll

If you began living in Japan before you turned twenty, you do not need to submit an enrollment notification. If you started living in Japan after you turned twenty, however, you will need to submit an enrollment notification at the city office.

▶ Payment Methods of National Pension Premiums

You will receive payment instructions from the Japan Pension Service via postal mail. You can use the enclosed payment slips to pay at a convenience store or the like.

▶ If You Have Difficulty Making Payments

There are exemption and deferral systems if you have difficulties paying your National Pension premiums due to financial reasons.

For more information,
please scan this code:



Inquiries: National Pension Subsection, National Health Insurance & Pension Section

Resident's Tax

► What Is Resident's Tax?

Resident's tax is a tax paid to the city. Foreign residents in Japan must pay taxes just as Japanese people do.

► Who Must Pay Taxes

As a rule, all registered residents of Niiza as of January 1 each year must pay taxes. Even if you move out of Niiza, you must pay taxes to the city if you are a registered resident here as of January 1.

► Resident's Tax Declaration

Declare your income for the previous year at the Resident & Property Tax Section by March 15 each year. This is not necessary, however, if you filed your income tax return or if you only have salaried income and your employer filed a tax return with the city office.

► Payment Methods

● Paying as an individual

A tax payment notification will be sent to you in mid-June. Use the enclosed payment slips to pay at a convenience store or the like.

● Deducted from salary

If you work for a company, the tax will be deducted from your monthly salary.

For more information, please scan this code:

(Individual city and prefectural resident's tax)



Inquiries: Individual City Resident's Tax Subsection, Resident & Property Tax Section



National Health Insurance

▶ What Is National Health Insurance?

The purpose of health insurance systems is to ensure that everyone can receive medical care with peace of mind in the event of illness or injury. Foreign residents must also enroll in a public health insurance system or the like.

▶ National Health Insurance Members

- Individuals who will live in Japan for more than three months
- Individuals who are registered residents

▶ Enrollment/Withdrawal

Please complete the necessary procedures within fourteen days of the change.

▶ When to Enroll

- When you move into Niiza
- When you quit your job and withdraw from employee health insurance
- When a child is born
- When you stop receiving public assistance for everyday living

▶ When to Withdraw

- When you move out of Niiza
- When you enroll in employee health insurance
- When an enrolled member dies
- When you start receiving public assistance for everyday living

▶ How to Pay Your Insurance Premiums

Please pay your insurance premiums via regular collection or special collection:

Regular collection: Paying using the payment slips you received.

Special collection: Having the premiums deducted from your pension.

▶ How to Use Your Health Insurance Card

When you enroll in National Health Insurance, you will be issued a Certificate of Eligibility or Notice of Eligibility Information. When you receive medical treatment, please present your eligibility confirmation letter or your My Number Card at the hospital. The amount you pay at the hospital will be significantly reduced.



Important!

Health Insurance Cards has Changed!

The health insurance card will be unified with the My Number card on December 2, 2024. Paper health insurance cards will no longer be issued, and in principle, your certification is confirmed online through your My Number card at medical institutions and pharmacies.

For more information,
please scan this code:



Inquiries: Insurance Tax Levy Subsection, National Health Insurance & Pension Section

Childrearing

Pregnancy and Childbirth

► If You Become Pregnant

When you find out that you're pregnant, please submit a pregnancy notification to the Public Health Center.

You will receive a Maternal and Child Health Handbook and prenatal health checkup coupons after you submit the pregnancy notification (appointment necessary).

For more information,
please scan this code:



Inquiries: Public Health Center

► When You Give Birth

When your baby is born, submit a birth notification to the Citizen's Affairs Section within fourteen days of his/her arrival.

For more information,
please scan this code:



Inquiries: Citizen's Affairs Section

► Baby Visits

Midwives and public health nurses visit families with newborn babies to provide various types of support, including health checks for mothers and childcare consultations.

For more information,
please scan this code:



Inquiries: Public Health Center

Children's Health

► Children's Health Checkups

Free health checkups are available for 3- to 4-month-olds, 9- to 10-month-olds, 18-month-olds, and 3-year-olds. You will receive information via postal mail.

For more information,
please scan this code:



► Routine Vaccinations

Vaccinations are provided to prevent the spread of infectious diseases. You will receive information about vaccinations via postal mail when your child reaches the eligible age.

For more information,
please scan this code:



Inquiries: Public Health Center



Childrearing Support

► Child Allowance

This allowance is paid to people who are raising a child, and is provided up until the end of the first fiscal year after the child turns eighteen.

For more information,
please scan this code:



► Childrearing Allowance

This allowance is paid to single-parent households and the like that are raising a child. It is provided up until the end of the first fiscal year after the child turns eighteen.

For more information,
please scan this code:



► Children's Medical Expenses

This system subsidizes the medical expenses (personally borne expenses) of children. It is provided up until the end of the first fiscal year after the child turns eighteen.

For more information,
please scan this code:



► Medical Expense Subsidy for Single-Parent Households

This system subsidizes the medical expenses (personally borne expenses) of single parents and their children up to the end of the first fiscal year after the child turns eighteen.

For more information,
please scan this code:



► Temporary Childcare Programs

Childcare is available when you are temporarily unable to take care of your child.

For more information,
please scan this code:



► Childcare Program for Recovering Children

Childcare is available for children between eight months old and the third grade of elementary school who need temporary childcare, such as children recovering from an illness.

For more information,
please scan this code:



Inquiries: Allowance for Children Section

Nursery Section

Childrearing Support Facilities

► Nursery Schools, Certified Kodomoen, Family Childcare Room

These facilities provide childcare when the parents/guardians are unable to take care of their child due to work.

Children who are 0 to 5 years old are eligible.

For more information, please visit the Niiza Childrearing Support website using this code:



► Children's Center

Children can play freely and have fun at this facility.

The center also hosts various events.

Hours: 9 a.m. to 6 p.m.

Closed: Mondays, national holidays, and the year-end/New Year's holidays

For more information,
please scan this code:



► Fukushi-no-Sato Children's Center

This facility has a playroom and library for children.

Hours: 9:30 a.m. to 6 p.m.


Closed: Mondays, national holidays, and the year-end/New Year's holidays

For more information,
please scan this code:



Inquiries: Nursery Section

Child Rearing Support Section



Elementary School and Junior High School

► The Japanese Education System

In general, education in Japan consists of six years of elementary school (ages 6 to 12), three years of junior high school (ages 12 to 15), 3 years of high school and 4 years of college. Of these, elementary school and junior high school are compulsory.

► Elementary and Junior High Schools

Although children of foreign residents are not required to attend school, they may enter a municipal elementary or junior high school in Niiza if you wish. The school year starts in April and ends in March of the following year.

► Enrollment Procedures and Fees

If you wish to enroll your child in a Niiza municipal elementary or junior high school, please bring personal identification for you and your child and apply at the School Education Section.

There is no charge for tuition or textbooks. Parents/guardians are responsible for school lunch fees and other educational materials.

There is a program that provides subsidies for school supplies and school lunch fees depending on your household income.

For more information,
please scan this code:



Inquiries: Human Resources and School Affairs Subsection, School Education Section



Residence

► Residence

When you are renting an apartment, a real estate agent will generally handle everything from the consultation to the contract.

In Japan, the following fees are generally required when signing a rental contract:

- Brokerage fee

You must pay a fee equal to half a month to one month's rent if you use a real estate agent.

- Key money

This is money given as a gift to the landlord who owns the place, typically equal to one or two months in rent.

- Security deposit

This deposit, typically equal to one or two months in rent, will be used to restore the place to its original state when you move out.

- Advance rent

You will pay from one to two months in rent for the room you are moving into in advance.

- Fire insurance premiums

Enrolling in fire insurance is required in most rental contracts.

► Electricity, Water and Gas

When moving, contact the electric, water and gas companies to turn these utility services on or off.

Inquiries:

Electricity: Contact the electric company you are using.

Gas: Contact the gas company you are using.

Water: Niiza City Water Customer Center, Tel: 048-424-8276

For more information,
please scan this code:



Things to Be Careful of in Life in Japan

▶ Garbage Disposal

There are rules to follow when disposing of garbage. Be sure to sort your garbage and recyclables properly, and dispose of them by 8:30 a.m. on the designated day of the week at the designated location.

Note: For more information, please see page 22.

▶ Noise

If you are living in an apartment, be careful not to make too much noise to avoid disturbing your neighbors. Avoid talking loudly and watching or listening to TV or music at a high volume. It is especially important to keep your noise level low at night.

▶ Roommates

It is prohibited to increase the number of tenants or sublease your room without the landlord's permission.

Be sure to consult with the real estate company beforehand.

▶ Pets

Some rental properties do not allow pets. Even if pets are allowed, be sure to take care of them properly, cleaning up after them and taking measures to keep them as quiet as possible.

▶ Odor

Be careful of producing strong odors, since they may be a nuisance to your neighbors. The smells of cooking, cigarette smoke and garbage are often the cause of problems between neighbors.

▶ Using Common Spaces

Hallways and stairways are common spaces. You are not permitted to leave your personal belongings there.

Bicycles

► Bicycle and Motorcycle Parking

Leaving bicycles on the street blocks the way, and it can also lead to accidents. Always use the designated bicycle parking lots. There are eight bicycle parking lots near Shiki Station, four near Niiza Station, and one near the north exit of Hibarigaoka Station.

Note: Usage fees differ by facility.

For more information,
please scan this code:



► Ride Your Bicycle Safely

The number of traffic accidents involving bicycles is increasing. Be sure to obey the traffic laws and ride your bicycle safely.

Bicycle rules

- Ride your bicycle on the left side of the road. If you must ride on sidewalks, remember that pedestrians have the right of way.
- At intersections, obey traffic signals and road signs
- Turn on your lights at night
- It is illegal to ride under the influence of alcohol
- Always wear a helmet

For more information,
please scan this code:



► Bicycle Insurance

If you want to ride a bicycle in Saitama Prefecture, you must first enroll in bicycle liability insurance.

For more information,
please scan this code:



Inquiries: Traffic Safety & Planning Section



Garbage and Recycling

How to Dispose of Garbage and Recyclables

► Garbage Collection

The city collects household garbage that is properly sorted. Sort your garbage into combustible garbage, incombustible garbage, hazardous waste, and recyclables for disposal.

Be sure to follow the rules for garbage disposal (location, days, times), and use transparent or semitransparent plastic bags to dispose of garbage.

For more information,
please scan this code:



Inquiries: Daily Life Environment Subsection, Environment & Garbage Section

► Combustible Garbage (collected twice a week)

- Kitchen waste, unrecyclable paper
- Rubber/leather products
- Unrecyclable plastics (polystyrene foam, dirty plastic/vinyl products, etc.)
- Unrecyclable fabric products (rugs, curtains, cushions, etc.)
- Wood scraps (group into bundles that are 50 cm × 20 cm)
- Other (disposable handwarmers, ice packs, charcoal, kitty litter and other combustible materials)

► Incombustible Garbage (collected once every two weeks)

- Ceramics, glass, air-tight glass containers for homemade fruit liquor, mirrors, etc.
- Hardware, metal, aluminum foil
- Household appliances no larger than an 18-liter can (24 cm × 24 cm × 35 cm)
- Other (metal or glass products that cannot be separated from other materials such as plastic or fabric)

► Hazardous waste (collected once every two weeks)

- Fluorescent tubes, lightbulbs
- Disposable lighters
- Used dry-cell and button-cell batteries

Please scan this code about disposing lithium-ion batteries.



► Recyclables (collected once a week)

- Recyclable plastics (plastic bags, trays and packaging film; plastic toys and buckets, etc.)
- Cans (empty food and beverage cans, other empty cans)
- Glass bottles (empty beverage, seasoning and other bottles; spray cans)
- PET bottles
- Newspapers and newspaper inserts
- Paper cartons
- Cardboard
- Fabric products (clothing, towels, bedsheets, blankets, etc.)
- Magazines and miscellaneous paper (magazines, books, confectionary boxes, paper bags, wrapping paper, etc.)

Large-Sized Garbage

► How to Dispose of Large-Sized Garbage (application required)

Anything larger than an 18-liter can (24 cm × 24 cm × 35 cm) is considered large-sized garbage. A fee is required for all large-sized garbage disposal.

► How to dispose of large-sized garbage

- (1) Confirm the item name, dimensions and quantity
- (2) Call the Large-Sized Garbage Reception Center or apply online
- (3) Purchase Niiza City large-sized garbage stickers
- (4) Write the collection date and your name on the stickers and attach it to the items you are disposing of
- (5) Put your items outside your front door or at the collection site by 8:30 a.m. on the collection day

Niiza City Large-Sized Garbage Reception Center

Tel: 048-479-5300

You can apply for pickup online at the website below:



Inquiries: Daily Life Environment Subsection, Environment & Garbage Section



Garbage the City Does Not Collect

► Items Specified in the Home Appliance Recycling Law

The city does not collect TVs, air conditioners, refrigerators, freezers, washing machines and clothes dryers. To dispose of these items, please contact the store where you purchased the item or the store where you will purchase a replacement.

► Household PCs

The city does not collect PCs. Dispose of them using one of the following methods:

(1) Apply to ReNet Japan Recycle

ReNet Japan Recycle website:



(2) Contact the manufacturer of your PC

For more information,
please scan this code:



Inquiries: Daily Life Environment Subsection, Environment & Garbage Section

Garbage Sorting App "Three-R"

"Three-R" is a convenient app that helps you sort and dispose of garbage. You can use it to easily look up the types of garbage and collection days, and also find detailed explanations of how to sort your items.

For more information, please visit:

For more information,
please scan this code:



Health and Welfare

▶ Health Center

The Health Center provides health services to local residents. Those services include various health checkups, vaccinations, health classes and health consultations by public health nurses and nutritionists.

For more information,
please scan this code:



Inquiries: Public Health Center

▶ Long-Term Care Insurance System

This is an insurance system in which people aged forty and over become members and pay insurance premiums. When they are certified as requiring nursing care, they can use nursing care services for a portion of the total costs.

For more information,
please scan this code:



Inquiries: Nursing Care Insurance Section

▶ Disability Welfare

People with disabilities can apply for a disability handbook and receive support such as welfare services, disability allowances, and subsidies for medical expenses.

For more information,
please scan this code:



Inquiries: Disabled Person Support Section



Facility Information

Cultural Facilities

► Libraries

There are seven libraries in the city. You can borrow books, magazines, newspapers, CDs, DVDs and other materials there for free.

► How to use the libraries

Apply for a library card first, which is necessary to borrow materials. After you have your card, bring the materials you wish to borrow to the service counter to complete the necessary checkout procedures. You may keep the materials for up to two weeks. Bring them to the book return post or service counter.

Be quiet when using the library, and refrain from talking on your cellphone.

For more information,
please scan this code:



► History and Folk Museum (nickname: Rekishi Terrace)

The History and Folk Museum introduces local history and culture. The museum displays archaeological and folk materials from the Paleolithic period to the present day.

For more information,
please scan this code:



► Suisokuken Forest

Located within the Heirinji Precinct Forest—a nationally designated natural monument—this forest has the atmosphere of the much larger forest that once existed throughout Niiza. It's the perfect place for a stroll or to refresh yourself while enjoying nature throughout the four seasons.

For more information,
please scan this code:



► Citizen's Hall

Various events such as concerts, plays and conferences take place at this multipurpose hall.

For more information,
please scan this code:



► Public Halls and Community Centers

There are eight of these facilities in the city, and they present various courses and classes.

For more information,
please scan this code:



► Furusato Niiza-kan

This complex includes a farmers' market that sells fresh local produce and a multipurpose hall.

For more information,
please scan this code:



► Meeting Halls and Fureai-no-le

The city has 38 meeting halls and 5 Fureai-no-le that can be used for club activities.

For more information,
please scan this code:



Sports Facilities

► Citizens' General Gymnasium

This facility has a basketball court, training room, martial arts hall, jogging course and more.

For more information,
please scan this code:



► Fukushi-no-Sato Gymnasium

Visitors can enjoy various sports such as basketball and volleyball here.

For more information,
please scan this code:



► General Sports Park

This sports park offers an athletics field, a baseball field, and mallet golf courses.

For more information,
please scan this code:



► Sports Fields

The city has six sports fields where you can play baseball, soccer and other sports.

For more information,
please scan this code:



► Tennis Courts

The city has four clay court facilities where you can play tennis.

For more information,
please scan this code:



Inquiries: Sports and Youth Subsection, Lifelong Learning & Sports Section

— 29 —

Events in the City



Spring



Plant Fair

This traditional event takes place every spring. Gardeners from Niiza and other municipalities gather to sell a wide variety of plants, including bonsai.



Bushu Sato Kagura (Spring Festival)

This Kanto region folk kagura (ceremonial dance) has a long history. Designated a Niiza City intangible cultural asset, it is performed every spring as an offering at the festivals of three shrines: Owada Hikawa Shrine, Shinmei Shrine, and Nobitome Hikawa Shrine.

Summer



Firefly Viewing

Local communities organize firefly-viewing events in areas such as the Nobitome Irrigation Canal in Nobitome 3-chome and around Kurome River in the Hatanaka area.



Welfare Festival

This event is put on to widen the circle of interaction and exchange among city residents of all generations, with or without disabilities. There are food stalls, exhibitions, hands-on activities and other events to enjoy.



Niiza Comfortable Future City: Oedo Niiza Festival

Many events—including an awa odori dance performance—take place in the area around the Furusato Niiza-kan complex during this festival.



Hadaka Mikoshi and Owada Hayashi (Owada Hikawa Shrine Summer Festival)

This festival features a hadaka mikoshi parade (carrying of a portable shrine clad only in loincloths) and owada-hayashi music, both city-designated cultural assets that are performed as an offering. The hadaka mikoshi is also called the are mikoshi (rough mikoshi).



Fall

Niiza Comfortable Future City: Citizens' Festival



Culture Festival



Commerce and Industry Festival



Harvest Festival



Citizens' Sports Festival

Winter



Dezome-Shiki

On the second Sunday of every January, the Niiza City fire brigade performs the dezome-shiki (New Year's firefighter ceremony).




Gathering for Twenty-Year-Olds

This gathering celebrates everyone who has turned twenty, and features a variety of events prepared by the organizing committee.



Strolling Spots in the City



Nobitome Yosui

One of the most popular strolling spots in Niiza, this irrigation channel was created by diverting water from the Tamagawa Aqueduct during the Edo Period. The area along the waterway is home to abundant nature throughout the year, and is especially beautiful during the cherry blossom and autumn foliage seasons. A walking path here is perfect for strolling or jogging, making it a popular spot for residents to relax.

Myo-on Zawa

Myo-on Zawa is a relaxing spot in Niiza that has a natural spring. The area is lush with greenery, making it perfect for strolling and observing nature. It is especially popular in the summer since residents can feel cool there in summer.



Honda Ryokudo (Greenway)

There are various seasonal flowers and trees planted along this greenway. Honda Ryokudo is especially crowded during the cherry blossom and autumn foliage seasons. It is a popular strolling spot for seniors and families with children.



Nii Bus Route Map

東久留米コース Higashi Kurume route

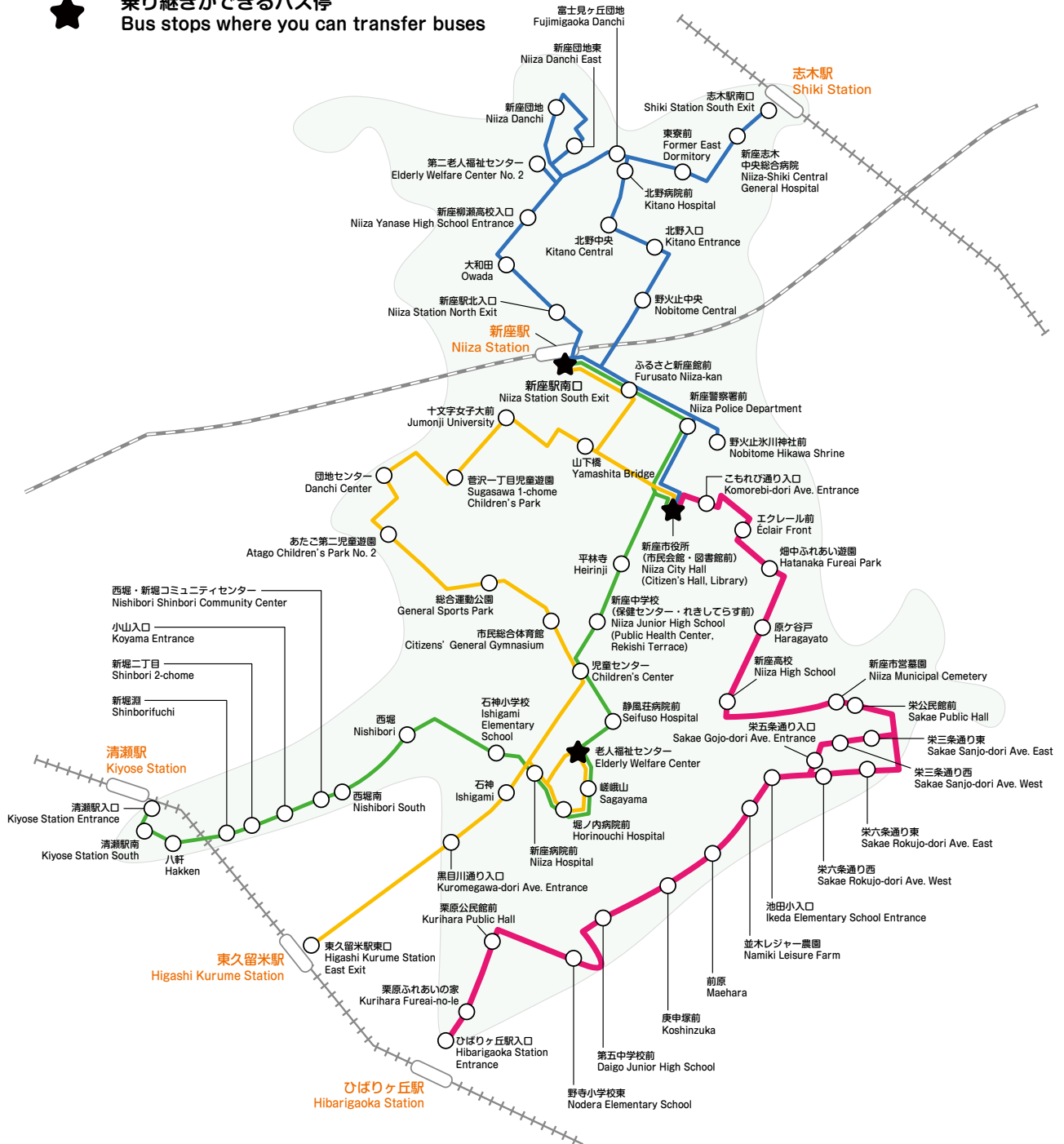
ひばりヶ丘コース Hibarigaoka route

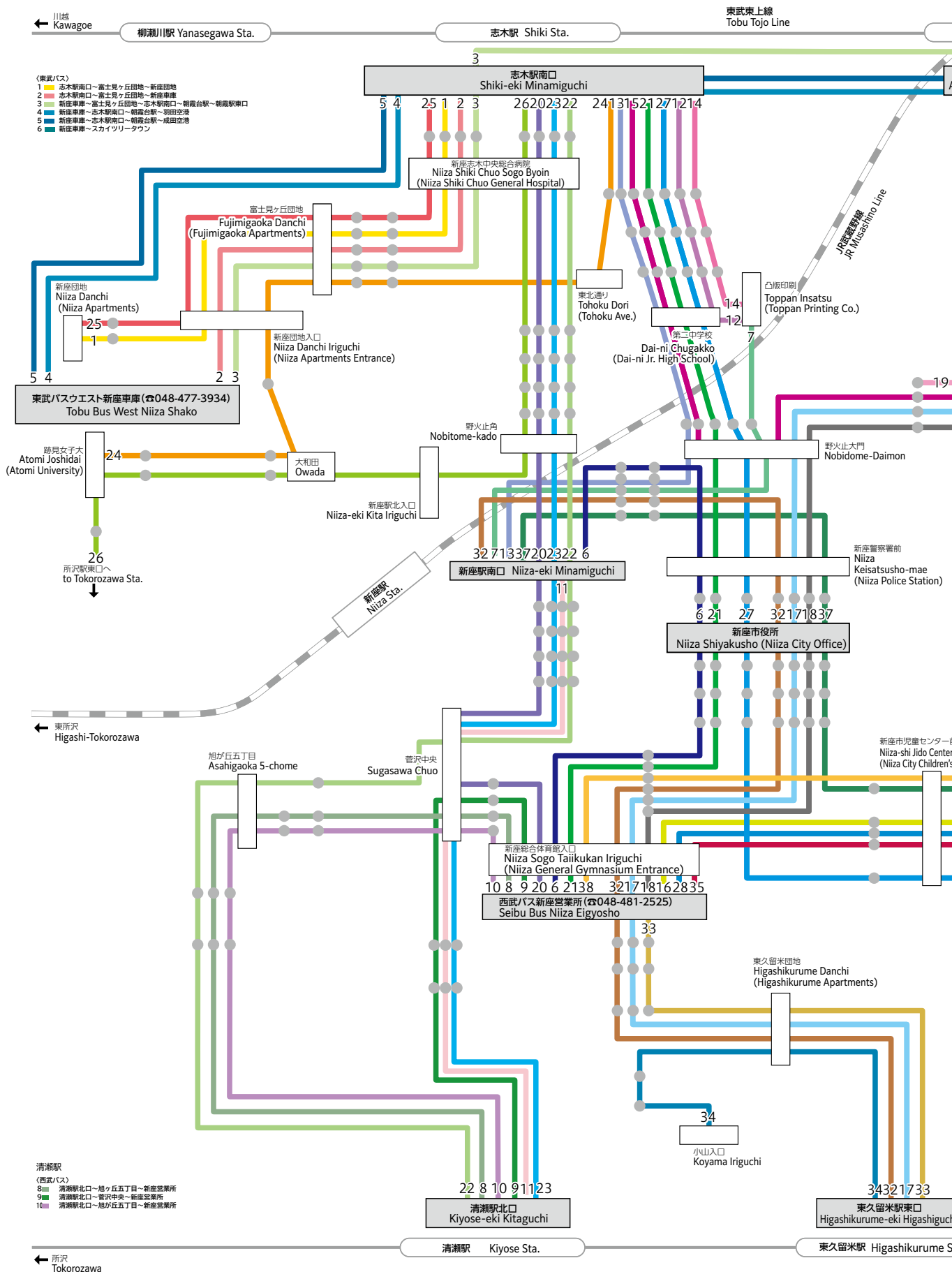
志木コース Shiki route

清瀬コース Kiyose route

○ バス停 Bus stops

★ 乗り継ぎができるバス停
Bus stops where you can transfer buses



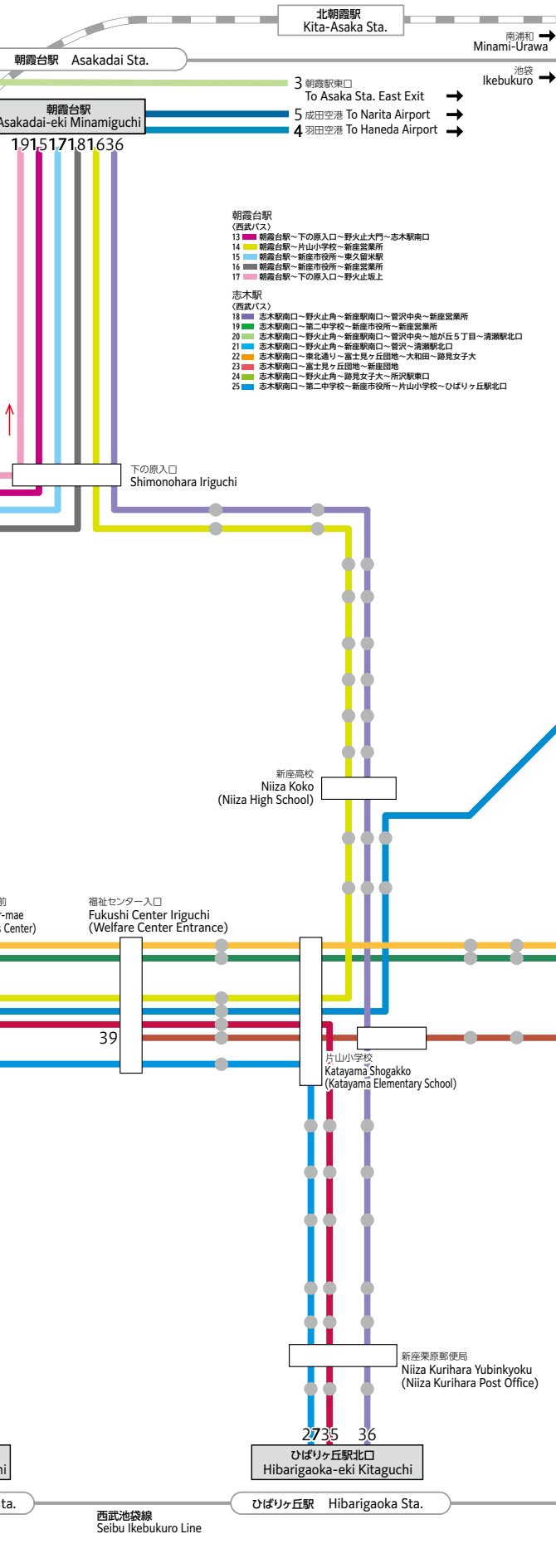


主要バスの路線図

Main Bus Routes

※数字は便宜上に付けたもので、バスの路線番号ではありません。

Note: The numbers on the map are for administrative purposes, and are not bus numbers.





Niiza City Daily Life Guide

Published January 2025

Edited and published by: Local Community Section, Citizens' Daily Life Department, Niiza City

1-1-1 Nobitome, Niiza 352-8623

Tel: 048-477-1111

<https://www.city.niiza.lg.jp/>

Produced by Merit 5 Co., Ltd.

この冊子は一般財団法人自治体国際化協会の助成を受けて、作成しています。

